




FOOD TO DIE FOR

DINNER PARTY GUIDE



A FREE COOKBOOK CLUB EXCLUSIVE
INSPIRED BY
AMY BRUNI'S COOKBOOK



WELCOME TO YOUR HAUNTED DINNER PARTY

You're about to host a dinner party that's anything but ordinary. Inspired by Amy Bruni's *Food to Die For*, this guide is packed with chilling stories, curated recipes, decor tips, and ghostly games to set the mood for an unforgettable evening. Whether you're summoning friends for a cozy autumn night or gathering your book club for a spooky soirée, this party is your chance to explore the paranormal—one delicious bite at a time.

"It's not just a dinner party—it's a culinary séance."



SET THE SCENE FOR A PARANORMAL EVENING

- **Candlelight & Shadows:** Use dim lighting and flickering candles for ambiance.
- **Eerie Playlist:** Think ghostly whispers, vintage jazz, and moody instrumental.
- **Vintage Touches:** Display old photos, apothecary jars, or antique books.
- **Supernatural Centerpiece:** Try a Ouija board, crystal ball, or ghost-themed florals.
- **Tablescape Tip:** Black tablecloths, silver candelabras, and crystal glassware create an elevated haunted vibe.

“Capture the essence of haunted elegance with just the right amount of mystery.”





A MENU TO DIE FOR

Here's a suggested menu from Food to Die For to help you plan your haunted feast. We'll explore even more recipes and pairings throughout the cookbook club!

- **Signature Cocktail:**

Absinthe Frappé
(Old Absinthe House)

- **Main Course:**

Old-Fashioned Yankee Pot Roast

- **Sides:**

Jesuit Irish Soda Bread

- **Dessert:**

Alcatraz Sugar Cookies





THE SOUNDTRACK FOR YOUR SÉANCE

Every haunted dinner needs a hauntingly good soundtrack. We've curated a ready-to-play Spotify playlist to accompany your party, from eerie instrumentals to haunting classics.


- **Ghostly Warm-Up:** Billie Holiday, Lana Del Rey, Mazzy Star
- **Haunted Hits:** Florence + The Machine, Stevie Nicks, Arctic Monkeys
- **Dark Romance:** The Civil Wars, Brandi Carlile, Chris Isaak
- **Vintage Vibes:** Nina Simone, Glenn Miller, Ella Fitzgerald
- **Mood Music:** Creaking doors, whispering winds, and cinematic instrumentals

[Click here](#) to open the official Food to Die For Dinner Party Playlist on  Spotify



GHOSTLY GAMES FOR THE FEARLESS HOST

- **Ghost Story Round-Robin:** Everyone shares a spooky tale—true or imagined.
- **Mystery Ingredient Game:** Guests guess the “hidden” ingredient in one dish.
- **Murder Mystery Hour:** Host a mini whodunit or play detective-themed party games.
- **Ghost Guest Book:** Leave messages for the spirits—or each other—before heading home.



Keep the vibe eerie but inclusive—aim for “fun spooky,” not full séance!

TURN YOUR DINNER PARTY INTO A NIGHT OF MYSTERY & MAYHEM

Nothing gets guests talking (and plotting) quite like a murder mystery dinner. Whether you're a seasoned sleuth or hosting your first whodunnit, this easy-to-follow guide will help you pull off a thrilling night of twists, secrets, and ghostly suspicion.

Set in a haunted inn? A cursed theater? A paranormal investigation gone wrong? The choice is yours. Here's how to plan your own mystery:

Step 1: Choose Your Story

You can:

- **Buy a ready-made murder mystery kit** (we recommend ones designed for dinner parties—look for 6–10 players).
- **Find a free or low-cost script online** (sites like Night of Mystery, My Mystery Party, and Playing With Murder offer haunted and Halloween-themed options).
- **Write your own** if you're feeling creative! Set the scene at a spooky location (an abandoned asylum, a séance gone wrong, etc.) and assign character roles with motives and secrets.





Step 2: Assign Characters in Advance

A few days before the party:

Send each guest their character bio (name, backstory, what they know, and what to wear). Encourage simple costume pieces—think veils, capes, top hats, or name tags.

Let guests know they'll be staying in character during dinner!

Step 3: Set the Scene

Pair your game with your Food to Die For menu.

Suggested vibe:

Dim lighting and candles

Moody music (cue the Spotify playlist)

Place cards labeled with character names




Optional “clue cards” at each place setting

Step 4: Let the Game Begin

During dinner, allow guests to mingle, drop clues, and stay in character.

At a designated point (often after the main course), pause for everyone to make their accusation.

Reveal the murderer after dessert—or let the final “ghost” announce it in dramatic fashion!



Tips for a Killer Night

Keep things moving: Designate a narrator (you!) to guide the game and keep everyone on track.

Encourage drama: The more over-the-top the acting, the better!

Have a prize: Award a small spooky gift to the best detective—or the best actor.

Want a ready-to-go story idea?

Try this:

“A famed paranormal team has gathered for a séance at the infamous Whispering Pines Asylum. But before the spirits arrive... someone is found dead. Was it the medium? The skeptical historian? Or the chef who knows too much?”



HOST LIKE THE SPIRITS ARE WATCHING

Quick Tips:

- Serve buffet-style or family-style for a relaxed, communal feel.
- Encourage eerie-but-chic attire (dark velvet, lace, vintage looks).
- Create personalized menus or name cards tied to each haunted location in the book.
- Send guests home with a printed recipe or a link to join the cookbook club!

Toast Idea:

“To good friends, good food, and whatever spirits may be joining us tonight.”

